


Yanmar type 3YM30

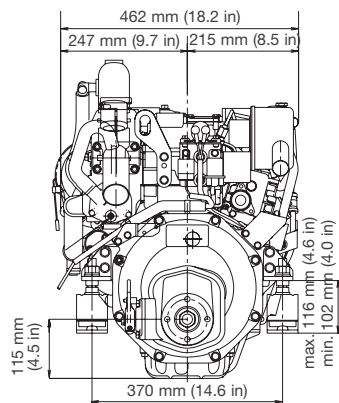


Configuration	4-stroke, vertical, water cooled diesel engine
Maximum output at crankshaft	* 21.3 kW (29.1 mhp) / 3600 rpm
Continuous rating output at crankshaft	20.1 kW (27.3 mhp) / 3489 rpm
Displacement	1.115 L (68 cu in)
Bore x stroke	76 mm x 82 mm (2.9 in x 3.2 in)
Cylinders	3
Combustion system	Indirect injection
Aspiration	Natural aspiration
Starting system	Electric starting 12 V - 1.4 kW
Alternator	12 V - 60 A
Cooling system	Fresh water cooling with heat exchanger
Lubrication system	Enclosed, forced lubricating system
Direction of rotation (crankshaft)	Counter clockwise viewed from flywheel side
Dry weight without gear	123 kg (271 lbs)
Environmental	EU RCD US EPA Tier2, BSO II & EMC
Engine mounting	Rubber type flexible mounting

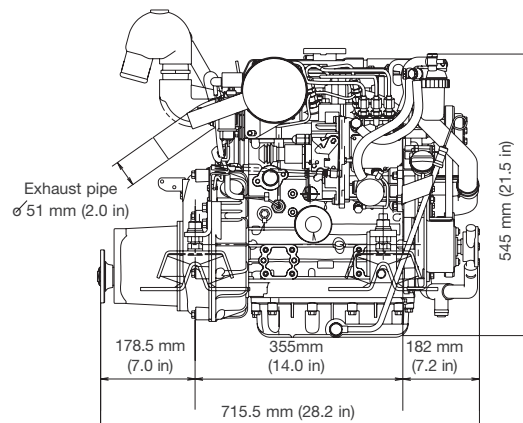
NOTE: Fuel condition: Density at 15°C = 0.84 g/cm³; 1kW = 1.3596 mhp = 1.3410 HP
 * Fuel temperature 40°C at the inlet of the fuel injection pump (ISO 8665)
 Technical data is according to ISO 8665 / 3046

Dimensions (For detailed line-drawings, please refer to our web-site: www.yanmarmarine.com)

Front view

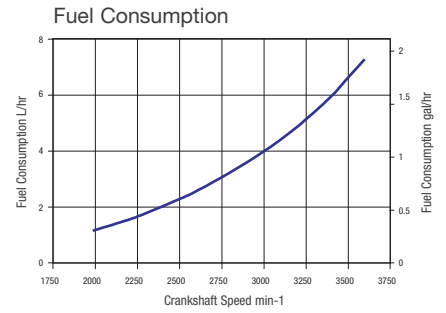
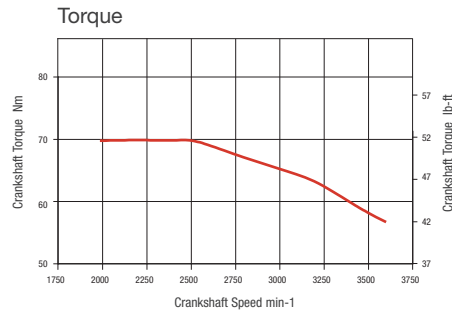
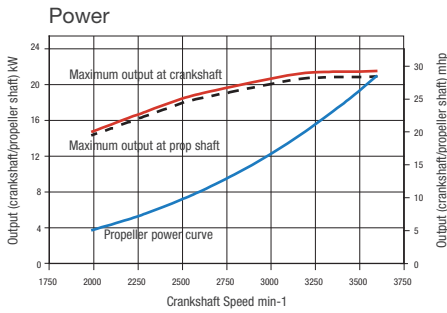


Right side view



3YM30 with KM2P-1 marine gear

Performance Curves (Output is according ISO 8665)

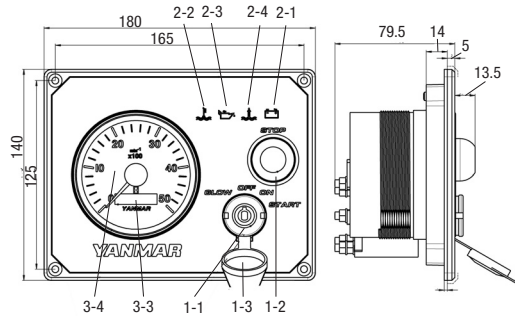


Marine Gears/Drive

Model	KM2P-1			Saildrive (SD20)
Type	Constant mesh gear with servo-cone clutch			Constant mesh gear with dog clutch
Dry weight	10 kg (22 lbs)			30 kg (66 lbs)
Reduction ratio (fwd/asn)	2.21/3.06	2.62/3.06	3.22/3.06	2.64/2.64
Propeller speed(fwd/asn)	1629/1176	1374/1176	1181/1176	1364/1364
Direction of rotation (propeller shaft - fwd)	Clockwise viewed from flywheel side			Counter clockwise viewed from flywheel side
Dry weight engine and gear/drive	133 kg (293 lbs)			157 kg (346 lbs)
Length engine and gear/drive	715 mm (28 in)			895 mm (35 in)

Instrument Panels

Digital B-type Panel



Function	Type of instrument panel	
	Digital B-type Panel	
① Switch unit		
1-1 Key switch for GLOW/OFF/ON/START (4-position switch)		O
1-2 Push button switch for engine stop		O
1-3 Moisture cap for key switch		O
② Alarm lamp unit		
2-1 Battery low charge alarm		O
2-2 Coolant high temperature alarm		O
2-3 Lubricating oil low pressure		O
2-4 Water in sail drive seal alarm		O
2-5 Water in fuel filter alarm		X
2-6 Sea water insufficient flow alarm		X
③ Meters		
3-1 Lubricating oil pressure meter		X
3-2 Coolant temperature meter		X
3-3 Hour meter		O
3-4 Tachometer		O
④ Audible alarm buzzer		O

Note: O = Equipped on panel X = Not equipped on panel

Accessories

Standard Package

- Set of flexible mounts
- Exhaust mixing elbow (L-type)
- V-belt safety cover
- Expansion tank for fresh water cooling system
- Alternator 12 V - 60 A
- Electric stop solenoid

Optional

- Digital B Panel Horizontal (Key switch or Rocker switch Keyless)
- 3M / 6M Extension Wire harness
- High Riser Mixing Elbow (Instead of L-Elbow)
- Alternator 80A + Belt Cover (Instead of 60A)
- Hot Water Kit 90/180 W/O Cock
- Hot Water Kit 90/180 Cocks
- Dual Harness (For 2nd Station)
- Cone Nut Kit SD20 (For SD20)

Texts and illustrations are not binding. Yanmar Marine reserves the right to introduce adaptations without prior notification.

Version: 2008-10